



# 2020 Census Supplemental Demographic and Housing Characteristics File (S-DHC)

---

FCSM POLICY AND RESEARCH CONFERENCE  
SEPTEMBER 16, 2024

MICHAEL HAWES

SENIOR STATISTICIAN FOR SCIENTIFIC COMMUNICATION



## KEY POINTS

- Tables combine characteristics about people and households to provide:
  - The average size of families and households.
  - Counts of people living in certain types of households.
- Most of the tables are also available by race and Hispanic origin.

# WHERE THE DATA COME FROM

The S-DHC reflects data from across the census form:

- Age
- Sex
- Race
- Hispanic origin
- Relationship to the householder
- Tenure (whether the home is owned or rented)

→ NOTE: Please answer BOTH Question 8 about Hispanic origin and Question 9 about race. For this census, Hispanic origins are not races.

## 8. Is Person 1 of Hispanic, Latino, or Spanish origin?

- No, not of Hispanic, Latino, or Spanish origin
- Yes, Mexican, Mexican Am., Chicano
- Yes, Puerto Rican
- Yes, Cuban
- Yes, another Hispanic, Latino, or Spanish origin – *Print, for example, Salvadoran, Dominican, Colombian, Guatemalan, Spaniard, Ecuadorian, etc.* ↴

--	--	--	--	--	--	--	--	--	--	--	--	--	--	--	--	--	--	--	--	--

## 6. What is Person 1's sex? Mark ONE box.

- Male
- Female

## 3. How is this person related to Person 1? Mark ONE box.

- |                                                           |                                                        |
|-----------------------------------------------------------|--------------------------------------------------------|
| <input type="checkbox"/> Opposite-sex husband/wife/spouse | <input type="checkbox"/> Father or mother              |
| <input type="checkbox"/> Opposite-sex unmarried partner   | <input type="checkbox"/> Grandchild                    |
| <input type="checkbox"/> Same-sex husband/wife/spouse     | <input type="checkbox"/> Parent-in-law                 |
| <input type="checkbox"/> Same-sex unmarried partner       | <input type="checkbox"/> Son-in-law or daughter-in-law |
| <input type="checkbox"/> Biological son or daughter       | <input type="checkbox"/> Other relative                |
| <input type="checkbox"/> Adopted son or daughter          | <input type="checkbox"/> Roommate or housemate         |
| <input type="checkbox"/> Stepson or stepdaughter          | <input type="checkbox"/> Foster child                  |
| <input type="checkbox"/> Brother or sister                | <input type="checkbox"/> Other nonrelative             |

## 3. Is this house, apartment, or mobile home — Mark ONE box.

- Owned by you or someone in this household with a mortgage or loan? *Include home equity loans.*
- Owned by you or someone in this household free and clear (without a mortgage or loan)?
- Rented?
- Occupied without payment of rent?

## 9. What is Person 1's race?

Mark  one or more boxes **AND** print origins.

- White – *Print, for example, German, Irish, English, Italian, Lebanese, Egyptian, etc.* ↴

--	--	--	--	--	--	--	--	--	--	--	--	--	--	--	--	--	--	--	--	--

- Black or African Am. – *Print, for example, African American, Jamaican, Haitian, Nigerian, Ethiopian, Somali, etc.* ↴

--	--	--	--	--	--	--	--	--	--	--	--	--	--	--	--	--	--	--	--	--

- American Indian or Alaska Native – *Print name of enrolled or principal tribe(s), for example, Navajo Nation, Blackfeet Tribe, Mayan, Aztec, Native Village of Barrow Inupiat Traditional Government, Nome Eskimo Community, etc.* ↴

--	--	--	--	--	--	--	--	--	--	--	--	--	--	--	--	--	--	--	--	--

- Chinese
- Vietnamese
- Native Hawaiian

- Filipino
- Korean
- Samoan

- Asian Indian
- Japanese
- Chamorro

- Other Asian – *Print, for example, Pakistani, Cambodian, Hmong, etc.* ↴
- Other Pacific Islander – *Print, for example, Tongan, Fijian, Marshallese, etc.* ↴

--	--	--	--	--	--	--	--	--	--	--	--	--	--	--	--	--	--	--	--	--

- Some other race – *Print race or origin.* ↴

--	--	--	--	--	--	--	--	--	--	--	--	--	--	--	--	--	--	--	--	--

## 7. What is Person 1's age and what is Person 1's date of birth? For babies less than 1 year old, do not write the age in months. Write 0 as the age.

Age on April 1, 2020	Print numbers in boxes.		
	Month	Day	Year of birth
<input type="text"/> <input type="text"/> <input type="text"/> years	<input type="text"/> <input type="text"/>	<input type="text"/> <input type="text"/>	<input type="text"/> <input type="text"/> <input type="text"/> <input type="text"/>

# TABLES

- Average household size by age.\*
- Household type for the population in households.
- Population under the age of 18 years by relationship and household type.\*
- Population in families by age.\*
- Average family size by age.\*
- Family type and age for own children under 18 years.
- Total population in occupied housing units by tenure.\*
- Average household size of occupied housing units by tenure.\*

\*Tables marked with an asterisk are also available by race and Hispanic origin.

Note: The final table shells are included on the “SDHC Tables” tab of the [2020 Census Data Product Crosswalk](#).

# RACE AND ETHNICITY GROUPS

The tables repeated by major race and ethnicity groups are identified with the letters A through I:

- A. White alone
- B. Black or African American alone
- C. American Indian and Alaska Native (AIAN) alone
- D. Asian alone
- E. Native Hawaiian and Other Pacific Islander (NHPI) alone
- F. Some Other Race alone
- G. Two or More Races
- H. Hispanic or Latino
- I. White alone, not Hispanic or Latino

# EXAMPLE DIFFERENCES BETWEEN DHC AND S-DHC TABLES

## DHC (separate tables)

- How many married couple households had children living in them.
- The number of children.

Household characteristic

Person characteristic

## S-DHC

- How many children live in married couple families.


Person characteristic

Household characteristic

# ANOTHER EXAMPLE

## DHC


- How many households owned their home with a mortgage or a loan.




Household  
characteristic

## S-DHC

- How many people live in a home that's owned with a mortgage or a loan.



Person  
characteristic



Household  
characteristic

# GEOGRAPHY

- Nation
- States, the District of Columbia, and Puerto Rico

The S-DHC is provided for limited geographies because of concerns about meeting data quality and accuracy standards given confidentiality considerations.



# RACE AND ETHNICITY: MAKING COMPARISONS

- Consider improvements to how we collected, coded and tabulated race data.
  - Blog: [Improvements to the 2020 Census Race and Hispanic Origin Question Designs, Data Processing, and Coding Procedures](#)
- Use caution when comparing 2020 Census Asian, NHPI and AIAN race data with 2019 or earlier American Community Survey (ACS) data.
  - Improvements were implemented in the ACS in 2020.
- The 2020 Census Hispanic origin data from the ethnicity question **are** comparable with the 2010 Census and with the ACS regardless of data year.

# HOUSEHOLD TYPE: COMPARISONS WITH 2010 CENSUS

- Inclusion of same-sex couples

## 2010

### Same-sex married couples

If no children or other relatives present – edited and shown as unmarried partners and included in nonfamily households.

## 2020

### Same-sex married couples

Included in estimates of families because they are married couples.

- The household type 2020 Census data are generally comparable with the ACS data.

# HOUSEHOLD TYPE: COMPARISONS WITH 2010 CENSUS CONT.

- Updated labels

## 2010

husband-wife families

male householder, no wife  
present

female householder, no husband  
present

## 2020

→ married couple families

→ male householder, no spouse  
present

→ female householder, no spouse  
present

## TENURE: COMPARISONS WITH 2010

- No major changes to housing questions from 2010.
- Housing data are generally comparable to the 2010 Census and the American Community Survey (ACS).

# SIMILAR ACS DATA

## B11003 | Family Type by Presence and Age of Own Children Under 18 Years

	Estimate	Margin of Error
▼ Total:	84,045,684	±133,737
▼ Married-couple family:	61,421,188	±171,809
▼ With own children of the householder under 18 years:	22,871,453	±86,999
Under 6 years only	5,064,116	±46,631
	4,611,967	±43,016

## S1101 | Households and Families

Label	Total		Married-couple family household	
	Estimate	Margin of Error	Estimate	Margin of Error
▼ HOUSEHOLDS				
Total households	131,332,360	±130,190		
Average household size	2.49	±0.01		

## B25010B | Average Household Size of Occupied Housing Units by Tenure (Black or African American Alone Householder)

	Estimate	Margin of Error
▼ Average household size --		
▼ Total:	2.41	±0.01
Owner occupied	2.66	±0.01
Renter occupied	2.21	±0.01

# SO WHY USE THE S-DHC?

- Based on the 2020 Census data
  - Despite challenges during collection, over a tens of million households directly responded to the census
  - Far more responses than any Census survey, including the ACS