

Expanding Equitable Access to Restricted-Use Data through Federal Statistical Research Data Centers

Mike Castro

Senior Advisor Special Projects

Federal Statistical Research Data Center Program

Federal Committee on Statistical Methodology

October 22, 2024

Note: Any views, opinions, or conclusions expressed are those of the presenter and not necessarily those of the U.S. Census Bureau, the FSRDC Executive Committee, or FSRDC partner agencies.



Special Thanks

Mary E. Campbell

Professor and Associate Department Head – Sociology

Texas A&M University

Director -Federal Statistical Research Data Center

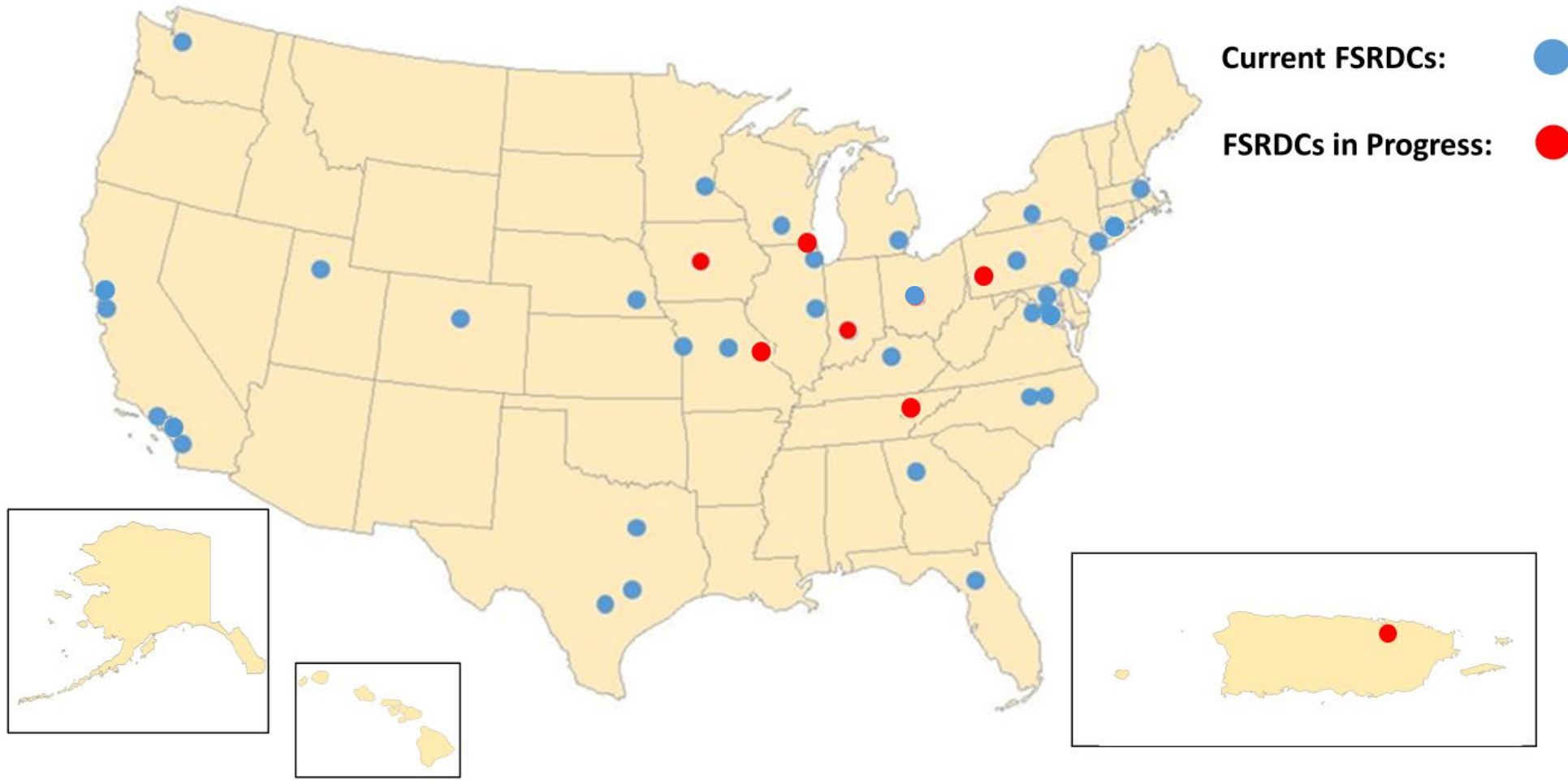
What are FSRDCs?

- Partnerships between federal agencies, research institutions, researchers
 - Provide access to restricted microdata for research
 - Findings benefit agencies, researchers and organizations, public



- Census Bureau-managed secure labs at partner institutions
 - Universities and Federal Reserve Banks
 - Virtual access option for affiliated researchers on qualifying projects

FSRDC Program Reach



FSRDC Program Reach



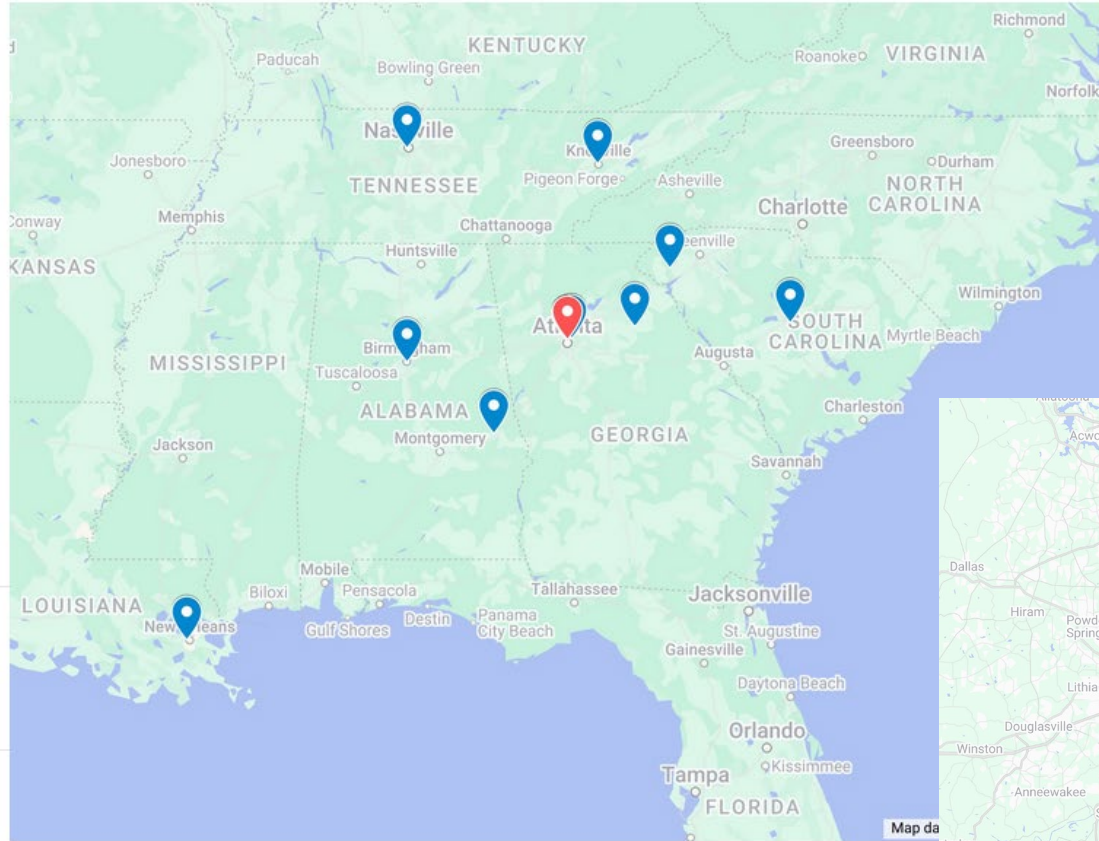
Atlanta Fed Consortium

Consortium

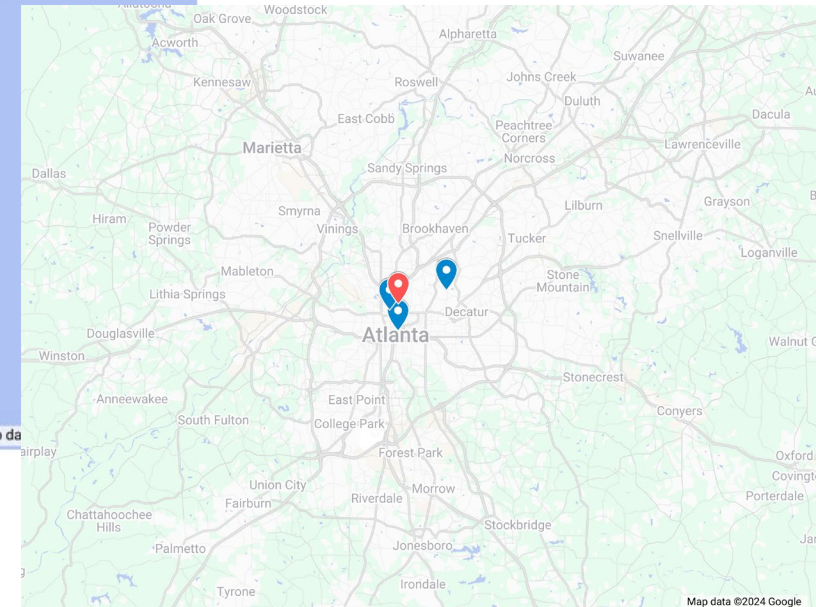
- Auburn University
- Clemson University
- Emory University
- Georgia Institute of Technology
- Georgia State University
- Tulane University
- University of Alabama at Birmingham
- University of Georgia
- University of South Carolina
- University of Tennessee
- Vanderbilt University

Institutional Partner

- Federal Reserve Bank of Atlanta



- Consortia – Partners + Other Local Institutions
- 125+ academic and non-profit research organizations members
- [Example - Atlanta FSRDC](#)



History of Growth

- Beginning – Grassroots effort to enable collaboration between CES and external economists (NBER + others outside DC area)
- Expanded Offerings
 - More data from Census (ex. demographic surveys)
 - New agency partners
- Smart Investments -> Requirements for host institutions
 - Demonstrated existing demand (prospective projects) – evaluation criteria
 - Leadership and consortium building - Executive Director
 - Secured funding
 - Secure lab space
 - Start-up costs
 - Ongoing costs
- NSF funding for core locations
- Branch model

The Result


Current FSRDC access is dominated by high-resource institutions

<u>Institution Type</u>	<u>n</u>	<u>%</u>
R1: Doctoral Universities – Very High Research Activity	78	62%
R2: Doctoral Universities – High Research Activity	4	3%
M1/M2: Master’s Colleges & Universities	5	4%
Special Focus Four-Year: Research Institution	3	2%
Academic Affiliations (Non-Carnegie) (e.g., research centers)	10	8%
Non-Academic Organizations	25	20%
<i>Total:</i>	<i>125</i>	<i>100%</i>

Characteristics of Consortium Members

Challenge: Expand Equitable Access

- Expand user-base beyond Research-1 institutions
- Be a resource for
 - Minority Serving Institutions
 - Non-R1 universities
 - State and local governments
 - Non-profit institutions
- Level the playing field such that qualified users are equally capable of applying for and utilizing FSRDC data



Opportunity: Research the Issue

- Share equity goals with NSDS – Opportunity through NSDS Demonstration Project
 - How to resolve current inequities in FSRDC program and not perpetuate into NSDS?
- Goal – Conduct environmental scan of prospective users to understand:
 - Who are our underserved users?
 - What are their needs?
 - What barriers to entry do they face?
 - How can we remove those barriers?
- NCSES/NSF – ADC Award: Research Team
 - Texas A&M
 - University of Michigan
 - National Latino Research Center @ Cal State San Marcos

Research Overview and Recruitment

- Surveys and focus groups
 - Emails to Minority Serving Institutions (MSIs), nonprofit organizations, and state/local government research groups
 - Additional recruiting through existing FSRDC networks
- Survey N=360
 - 201 academic (** MSIs and ** PWIs), 38 nonprofit organizations, 73 state/local government, 67 other or not specified
- Focus groups: 8 groups with total N=23
 - 11 from MSIs, 1 from PWI, 4 from nonprofit organizations, 7 from local/state government

Preliminary Results

	MSI (N=130)	PWI (N=38)	Academic (N=201)	Non-Academic (N=116)
Yes, can easily find information about FSRDCs	29%	55%	37%	29%

Preliminary Results

Usefulness	MSI (N=130)		PWI (N=38)		Academic (N= 201)		Non-Academic (N=116)	
	M	Confidence Level	M	Confidence Level	M	Confidence Level	M	Confidence Level
Usefulness of in-person access	3.1	Not Useful	3.5	Neutral	3.3	Neutral	2.7	Neutral
Usefulness of online access	4.8	Very Useful	4.9	Very Useful	4.9	Very Useful	4.6	Very Useful
Usefulness of Hybrid Access (online and in-person)	4.0	Useful	4.3	Useful	4.1	Useful	3.7	Useful

Note: Not Useful (NU) = 1 – 1.50; Somewhat Useful (SU) = 1.51 – 2.50; Neutral (N) = 2.51 – 3.50; Useful (U) = 3.51 – 4.50; Very Useful (VU) = 4.51 – 5.00.

Preliminary Results



Confidence...	MSI (N=130)		PWI (N=38)		Academic (N=201)		Non-Academic (N=116)	
	M	Confidence Level	M	Confidence Level	M	Confidence Level	M	Confidence Level
...your organization will support a long-term research project	2.7	Confident	2.8	Confident	2.7	Confident	2.3	Somewhat Confident
...you can gain travel support	2.5	Confident	2.7	Confident	2.6	Confident	2.2	Somewhat Confident
...you can travel internationally for no more than 6 months at a time	2.9	Confident	3.3	Confident	3.0	Confident	2.6	Confident
...designing research methods	3.1	Confident	3.2	Confident	3.1	Confident	2.6	Confident
...finding information in codebooks	2.9	Confident	3.1	Confident	3.1	Confident	2.9	Confident
...using technical memos	2.4	Somewhat Confident	2.7	Confident	2.6	Confident	2.9	Somewhat Confident

Note: Not Confident (NC) = 1 – 1.50; Somewhat Confident (SC) = 1.51 – 2.50; Confident (C) = 2.51 – 3.50; Very Confident (VC) = 3.51 – 4.00

Lessons Learned So Far

- Recruitment challenges mirroring usage patterns
- Feedback from the survey
- Impressions from the focus groups

Up Next

- Study wrapping up mid-November
- Research team delivering full report and recommendations
 - Scheduled for late February 2025
 - Will be posted at www.americasdatahub.org
- FSRDC Program – Evaluate and incorporate learnings

Thank You!

Michael.castro@census.gov