

# Enhancing School Safety Through the Indicators of School Crime and Safety Program: The Value of Cross-Agency Collaboration

FCSM

October 23, 2024

Véronique Irwin, Ph.D., National Center for Education Statistics (NCES)

Josué DeLaRosa, National Center for Education Statistics (NCES)

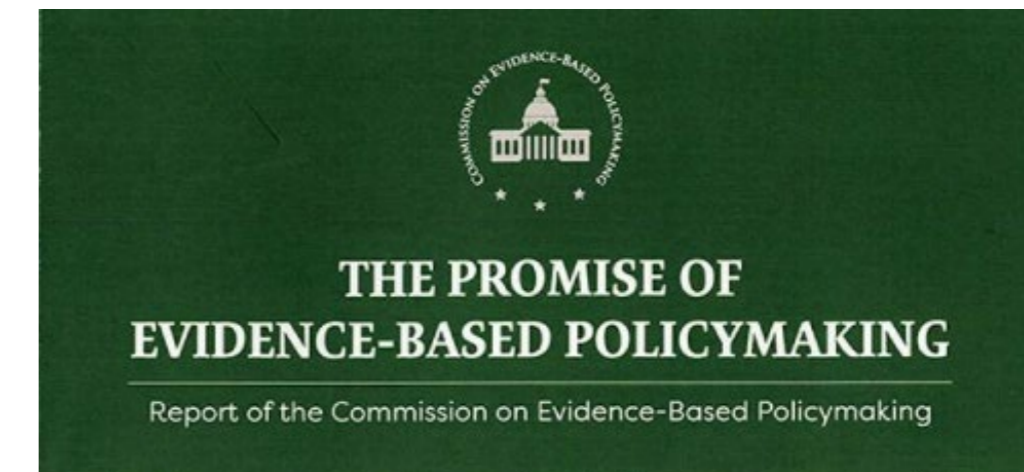
# Importance of collaboration in federal data strategy

## 2018 Evidence Act

- “An agency shall **make data assets available to any statistical agency** or unit for purposes of developing evidence... Each statistical agency or unit shall expand access to data assets acquired or accessed to develop evidence while protecting such assets from inappropriate access and use.”

## Role of multiple data sources

- **Providing information to evaluate and improve quality of data sources**
- **Giving additional information about survey respondents**
- Producing statistics for small populations
- Creating data products directly from administrative data




# What is the *Indicators of School Crime and Safety* Report?

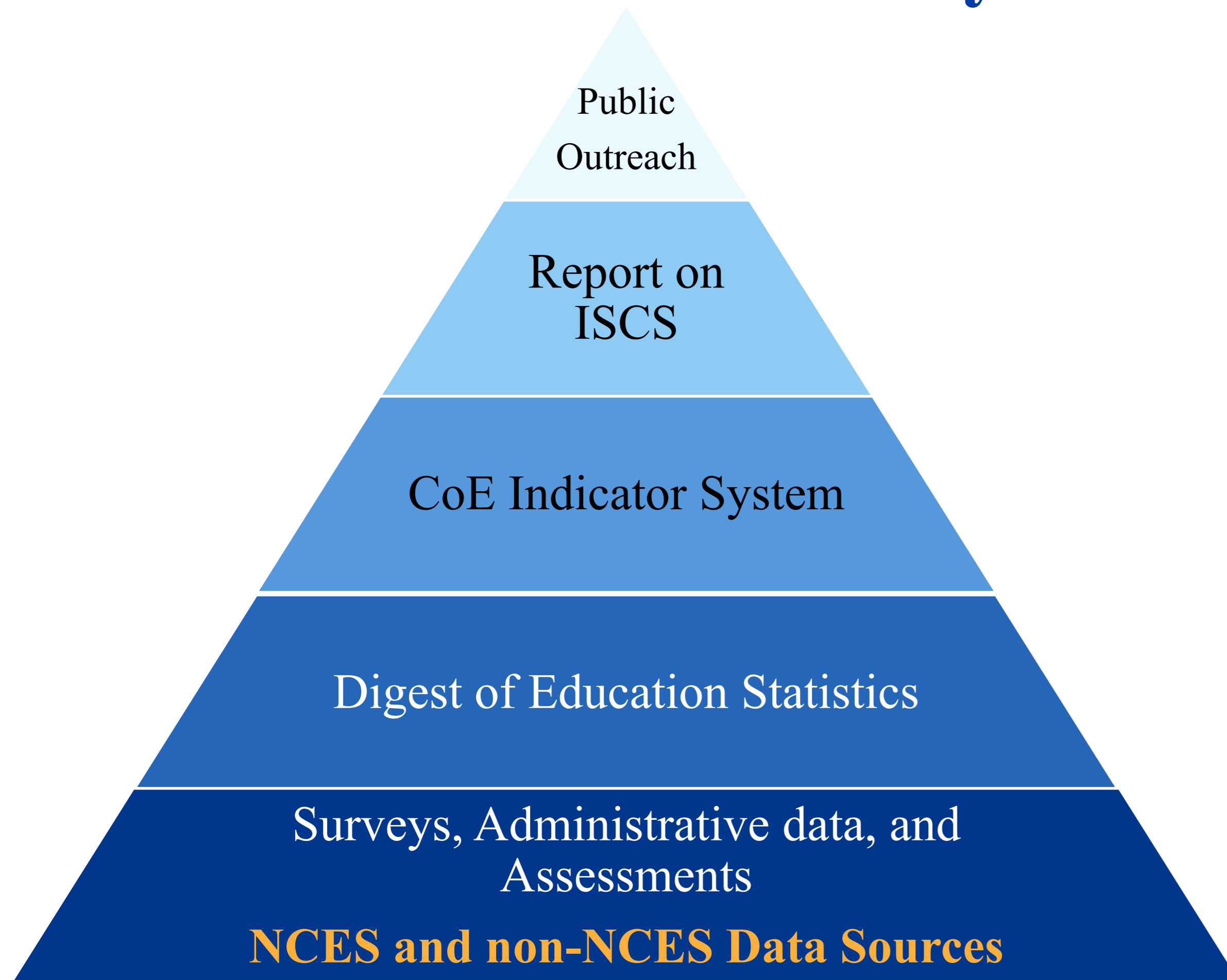
# Indicators of School Crime and Safety (ISCS)



- Violent deaths
- Nonfatal student and teacher victimization
- School environment
- Fights, weapons, and illegal substances
- Fear and avoidance
- Discipline, safety, and health practices
- Campus crime and safety



# Indicators of School Crime and Safety (ISCS) and the Condition of Education System



Defusing of findings in an approach tailored to families, educators, and researchers

- Fast Facts / blogs
- Data visualizations


Summary report of key findings  
ISCS is authored in collaboration with BJS

Historic trends with figures and discussion

Over 400 detailed tabulations through the  
*Digest of Education Statistics*

Blended data product

- Data for ISCS from ~10 data sources, analyzed as available
- National, valid, and reliable sources:  
survey data, administrative records



# Collaboration in Indicators of School Crime and Safety

## Collaboration with the Bureau of Justice Statistics (BJS)

- Co-publication
- Data example: victimization at school and away from schools

## Multiple data sources

- Data stewardship and indicator review
- Data example: firearm incidents and violent deaths

# Interagency Collaboration – NCES and BJS

# Interagency Collaboration – NCES and BJS

## Direct involvement in report

BJS authors NCVS Indicator

BJS releases the report through  
their own channels



# Interagency Collaboration – NCES and BJS

## Direct involvement in report

BJS authors NCVS Indicator

BJS releases the report through their own channels

## Challenges to collaboration

Two review processes

Project coordination

# Interagency Collaboration – NCES and BJS

## Direct involvement in report

BJS authors NCVS Indicator

BJS releases the report through their own channels

## Challenges to collaboration

Two review processes

Project coordination

## Returns on collaboration

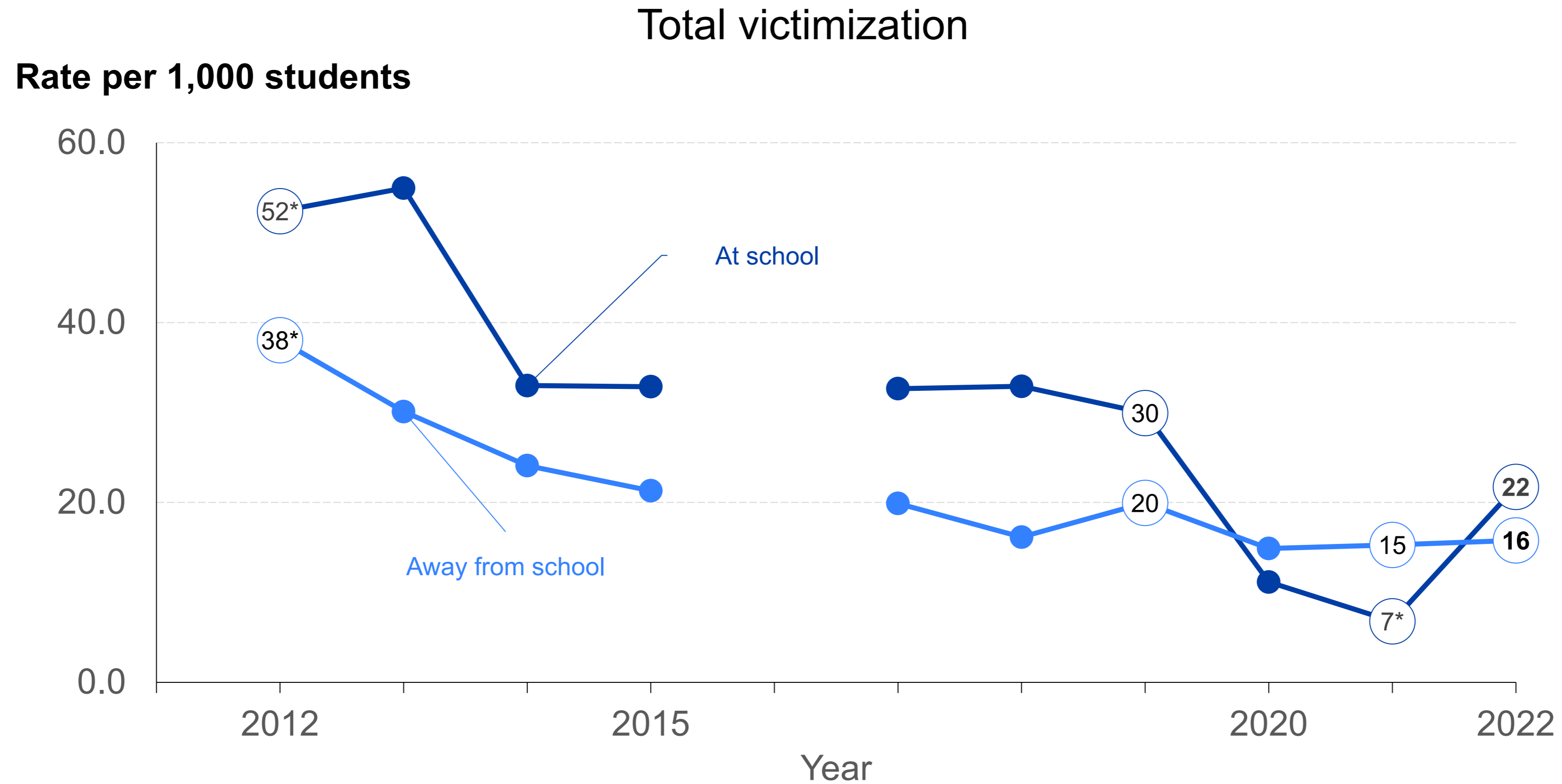
Data expertise

Greater understanding of data gaps

### Additional outreach

- Multiple places for users to find information
- More promotion
- Access to new audiences for NCES

From 2021 to 2022, the **victimization rate at school increased from 7 to 22** victimizations per 1,000 students. Away from school, there was no significant difference.



\* Significantly different ( $p < 0.05$ ) from 2022

# Value of multiple data sources: CCD, FBI and *EDFacts*

# Multiple data sources

## Example: K–12 firearms data



**School-Associated Violent Deaths**



**Active Shooter Incidents**



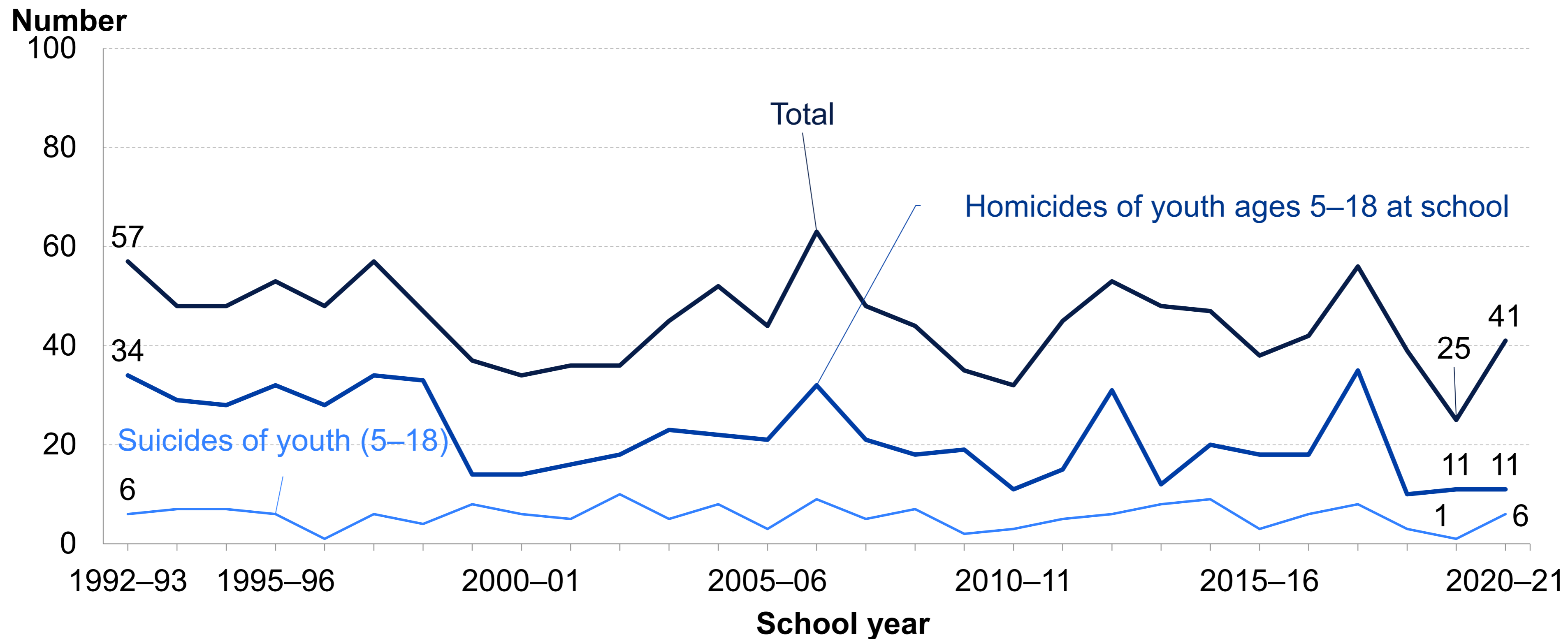
**Student Possession Firearms, Reported by Public Schools**

- Data expertise: provision of data and review of indicators
- Greater depth of information: multiple datasets to tackle issues of most interest



# School-Associated Violent Deaths

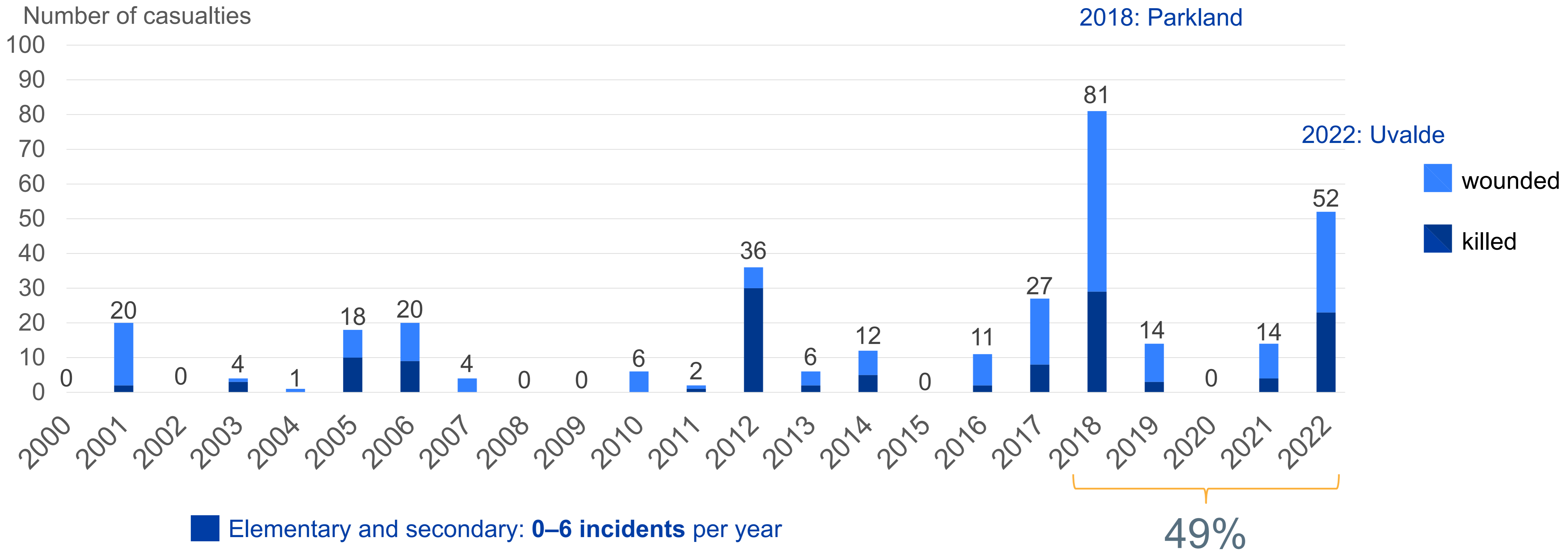
Definition: “a homicide, suicide, or legal intervention death in which the fatal injury occurred on the campus of a functioning elementary or secondary school in the United States.” Victims include students as well as nonstudents and staff members.





# Active Shooter Incidents

Definition: “Active shooter” is a law enforcement term describing a shooting in progress. The FBI defines an active shooter as “one or more individuals actively engaged in killing or attempting to kill people in a populated area.”



# Student Possession of Firearms, Reported by Public Schools

Definition: The unduplicated number of students who were involved in an incident involving a firearm. Includes all students who were found to have brought a firearm to a public school or possessed a firearm at a public school during the school year.



2021–22

10

firearm possessions  
per 100,000 students

>

prior decade

2–7

firearm possessions  
per 100,000 students



# **Future of Annual Reports and Indicators of School Crime and Safety**

# Filling Gaps



**School-Associated Violent Deaths**



**Active Shooter Incidents**



**Student Possession Firearms, Reported by Public Schools**



**A measure of ALL school shootings**


Next steps:

- ✓ 1. Landscape scan of existing data
2. Review options to fill gap

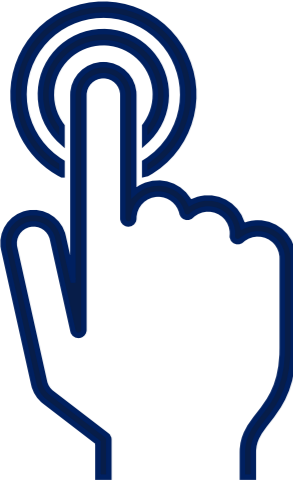
# Principles for the **future of NCES Annual Reports**



More timely releases

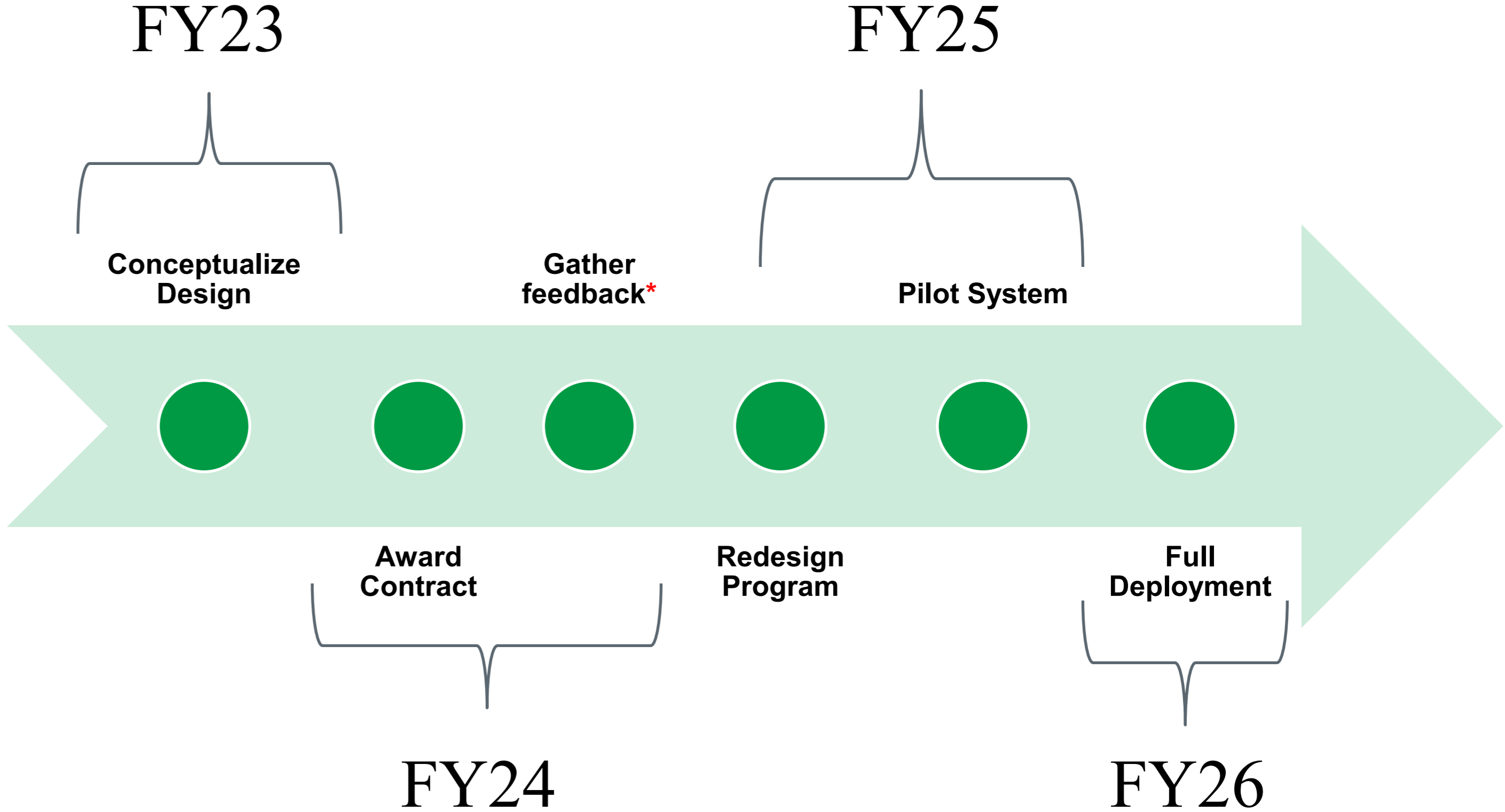


Leveraging emerging data sources



Greater utility

- granular data
- relevant indicators



# Summary

- ISCS compiles existing data from across federal agencies and puts these resources at users' fingertips.
- This process is made more effective through our collaborations with other federal agencies.
- NCES's Annual Reports team will continue to harness these collaborations to reduce data gaps and improve relevance and timeliness of reports.



**Thank you!**

[ARIS.NCES@ed.gov](mailto:ARIS.NCES@ed.gov)