

Unleashing the Promise of Evidence-Based Decision-Making: The Power of the “3 Cs”



Overview

- **Background**
- **The 3 Cs:** Coordination, Communication, Capacity Building
- **Wrap-Up and Conclusion**

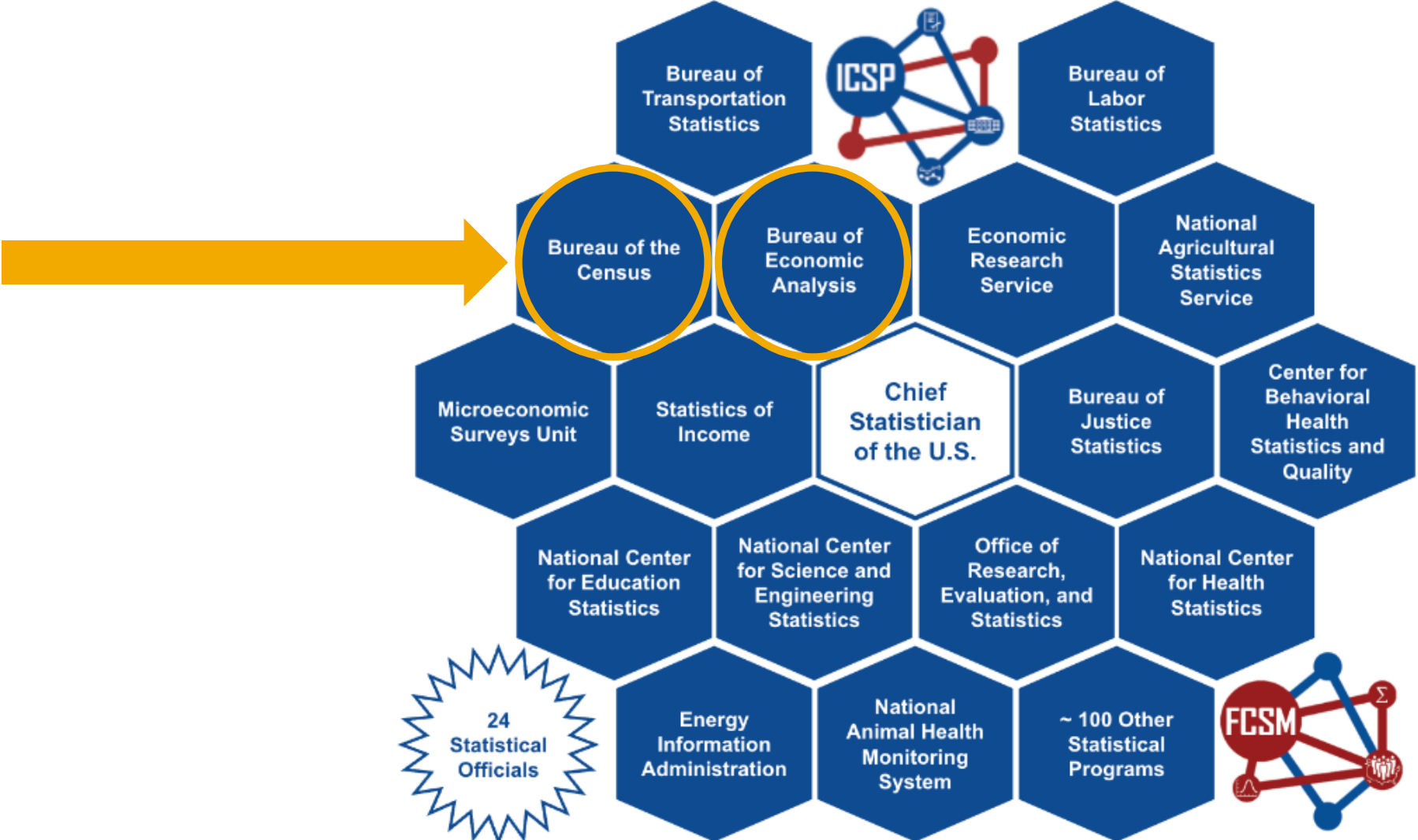
The 3 Cs

Coordination

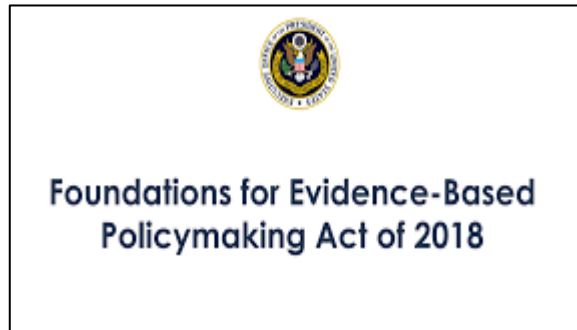
Communication

Capacity Building

What is the federal statistical system?



What is the Evidence Act?



Title 1: Federal Evidence-Building Activities

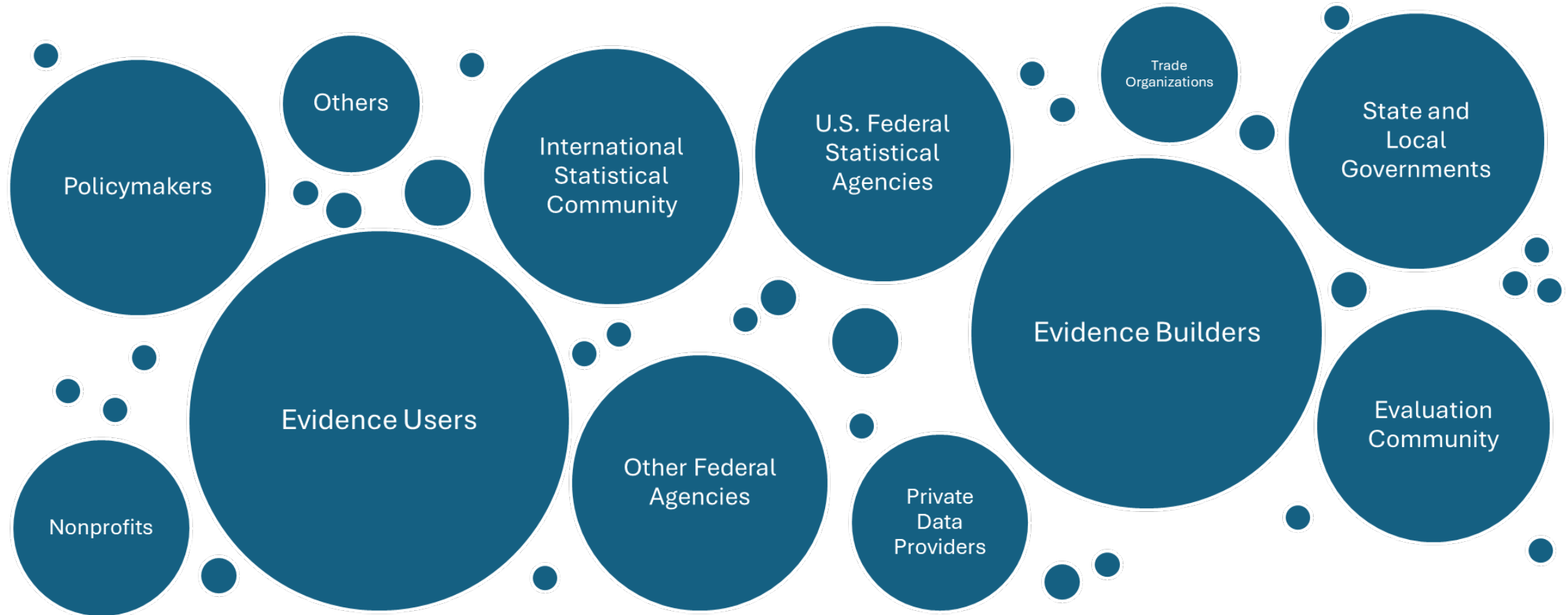
Title 2: OPEN Government Data Act

Title 3: Confidential Information Protection
and Statistical Efficiency Act (CIPSEA)



- Evidence-based policymaking requires systematic planning
- Effective federal data asset use requires high-quality data governance (including Open Data planning)
- Better evidence building requires agencies to safely expand access to protected data

What is the data and evidence ecosystem?





Coordination

Spotlight: Standard Application Process

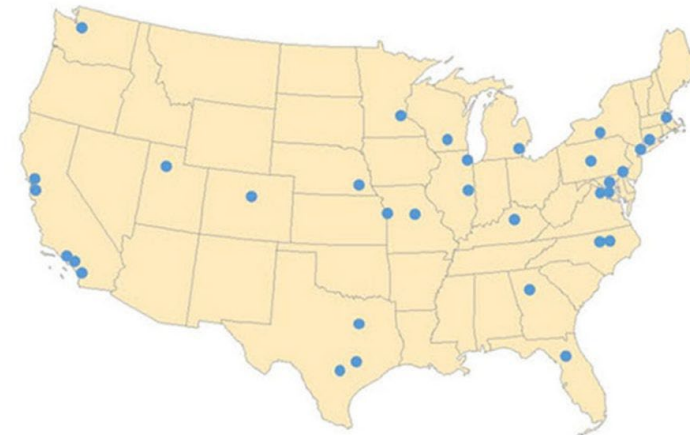


First-of-its-kind application process streamlines access to confidential microdata

Spotlight: Federal Statistical Research Data Centers

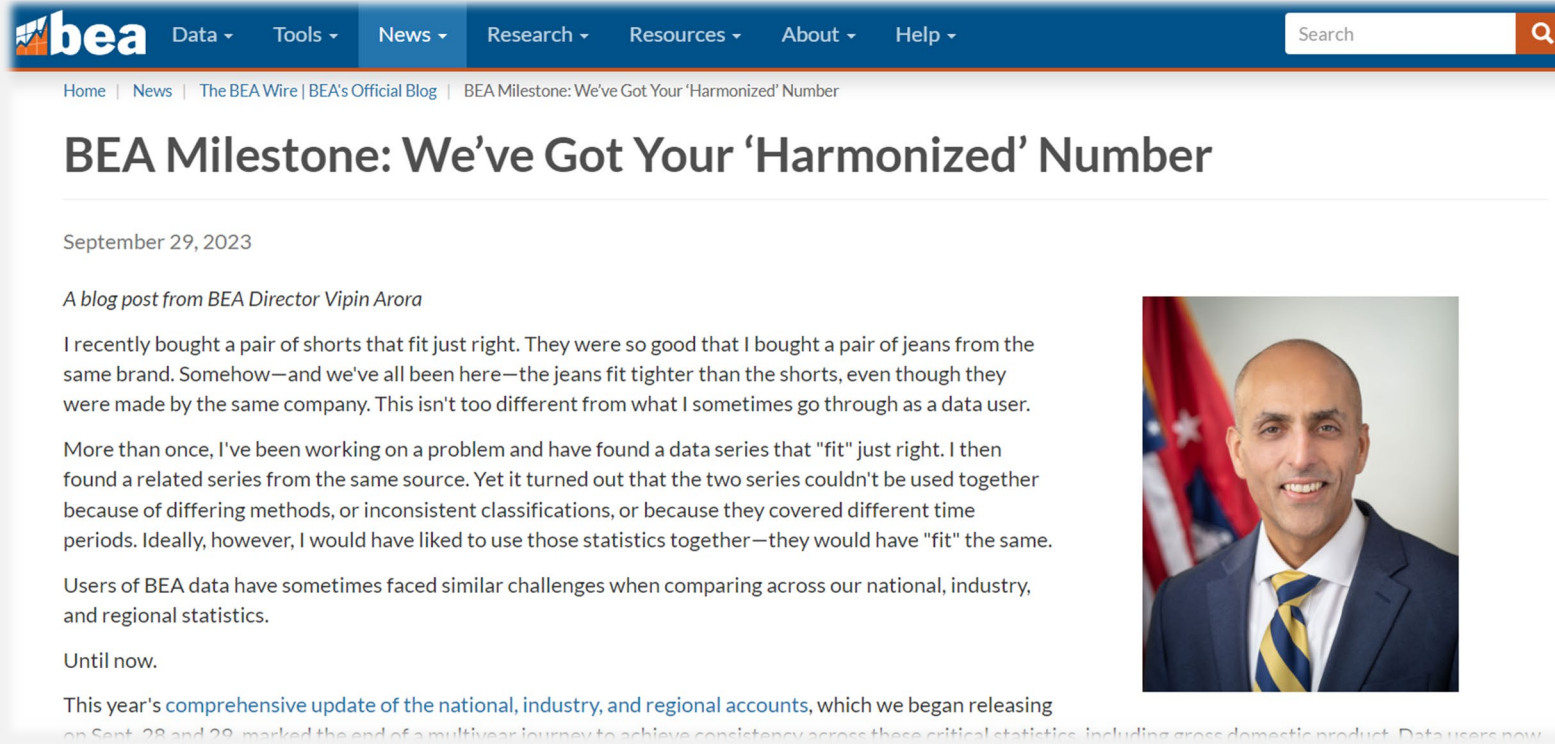


The Census Bureau operates 33 Federal Statistical Research Data Centers



Partners with 7 federal agencies to provide secure data access to approved researchers conducting statistical evidence building

Spotlight: Harmonized GDP Perspectives



The screenshot shows the BEA website's navigation bar with links for Data, Tools, News, Research, Resources, About, and Help. Below the navigation bar is a breadcrumb trail: Home | News | The BEA Wire | BEA's Official Blog | BEA Milestone: We've Got Your 'Harmonized' Number. The main heading of the article is "BEA Milestone: We've Got Your 'Harmonized' Number", dated September 29, 2023. The article is attributed to BEA Director Vipin Arora. The text discusses the challenges of comparing data series from different sources and the significance of the BEA's comprehensive update of national, industry, and regional accounts, which began releasing on September 28 and 29, 2023.

Home | News | The BEA Wire | BEA's Official Blog | BEA Milestone: We've Got Your 'Harmonized' Number

BEA Milestone: We've Got Your 'Harmonized' Number

September 29, 2023

A blog post from BEA Director Vipin Arora


I recently bought a pair of shorts that fit just right. They were so good that I bought a pair of jeans from the same brand. Somehow—and we've all been here—the jeans fit tighter than the shorts, even though they were made by the same company. This isn't too different from what I sometimes go through as a data user.

More than once, I've been working on a problem and have found a data series that "fit" just right. I then found a related series from the same source. Yet it turned out that the two series couldn't be used together because of differing methods, or inconsistent classifications, or because they covered different time periods. Ideally, however, I would have liked to use those statistics together—they would have "fit" the same.

Users of BEA data have sometimes faced similar challenges when comparing across our national, industry, and regional statistics.

Until now.

This year's [comprehensive update of the national, industry, and regional accounts](#), which we began releasing on Sept. 28 and 29, marked the end of a multyear journey to achieve consistency across these critical statistics, including gross domestic product. Data users now



Concurrent releases tell the economic story better

Spotlight: Private Data Sources



American Dental Association (ADA)
Amtrak
Automobile Dealers Exchange
Services of America (ADESA)
Baker Hughes
Bank for International Settlements
Bank of America
Bank of England



Boeing
Boxoffice.com
BoxOfficeMojo
BP Oil Spill data from Gulf Coast
Claims Facility
Bureau Van Dijk
Campaign Finance Institute
(Cfinst.org)
Cardweb.com



D. K. Shiflett & Associates (Travel & Tourism data)
Depository Trust and Clearing Corporation
Deutsche Bundesbank
Farm Credit System
Federal Home Loan Banks
Federal Housing Administration (FHA)
First Data Corporation

Foundation Center



Futures Industry Association
General Re Life Corporation (Genre.com)
GivingUSAreports.org
Global Trade Information Services
Gold Fields Mineral Services
Goldman Sachs (Goldmansachs.com)
Greyhound Lines, Inc.
Harris X (Video Streaming and Physical Video Rental)
HL&ISY health insurance data for Western PA
HL&ISY Managed Market Surveyor
Insurance Data
Hoover's Online
IC Knowledge
"IHME, Disability Adjusted Life Years (DALYs)"
IHS Global
IMS Govt Solutions (Prescription Drug data)
Inside Mortgage Finance
Institute for Building Technology and Safety (IBTS)
Institute of Real Estate Management
Insurance Services Online
Investment Company Institute (ICI)



Lloyd's (Transportation data for

Army Corps of Engineers)
McDash (LPS Applied Analytics) mortgage interest data
McGraw Hill Construction,
Engineering News-Record (ENR)
Medicare Data on Provider Practice and Specialty (MDPPAS)
Mercer's National Survey of Employer Sponsored Health Care Plans
MergerMarket
Modern Healthcare
MoneyGram International



Morgan Stanley
Mortgage Bankers Association
Motorcycle Industry Council
MSCI Inc
Nacha.org (The Electronic Payments Association)
Nasdaqtrader.com (NASDAQ)
National Academy of Social Insurance (NASI)
National Association of College Stores (NACS)
National Association of Independent Schools (NAIS)
National Association of Realtors (NAR)
National Automobile Dealers Association (NADA)
National Bicycle Dealers Association

(NBDA)
National Center for Charitable Statistics (Urban Institute)



National Establishment Time Series Database
National Institute on Money in State Politics (Followthemoney.org)
National Marine Manufacturers Association (NMMA)
National Shooting Sports Foundation
National Association of Insurance Commissioners (NAIC)
Newspaper Association of America (NAA)
Nielsen (Monthly Physical Music and Digital Downloads)
Nielsen (Tobacco Sales)




Official Catholic Directory
Pharmaceutical Research and Manufacturers of America (PhRMA)
Pharmetrics Health Insurance Claims Data
PHC4 Hospital Inpatient/Outpatient Administrative Data
Portfolio Media



Recording Industry Association of America (RIAA)
Remittance - IMS Health 835
Transaction for Orthopedist and Cardiologist medical providers
Research Insight
Securities Industry and Financial Markets Association (SIFMA Sifma.org)
SK&A Physician, hospital and health




Symphony IRI (Real time grocery scanner data)
Thomson Reuters Benefit Plan Design data
TIAA-CREF Institute
T-Mobile
Truven Health (Medical Claims & grouper)
Tufts Medical Data
Turner Construction Company
UPS
Vending Times
Verizon
Wall Street Journal



Whitman, Requardt, and Associates, LLP



Private datasets enhance official statistics: Commerce uses 175+ private data sources



Communication

Spotlight: Stakeholder Engagement



Advisory Committees



Workshops




Customer Meetings



Outreach surfaces user needs and ideas for improvement



Spotlight: Internet and Multimedia Tools



The BEA Wire | BEA's Official Blog

- BEA on Instagram
- BEA on Twitter
- BEA on Facebook
- BEA on LinkedIn
- BEA on YouTube
- News Release Feed (RSS)
- Sign up for Email Notifications

October 08, 2024

U.S. International Trade in Goods and Services, August 2024

The U.S. monthly international trade deficit decreased in August 2024 according to the U.S. Bureau of Economic Analysis and the U.S. Census Bureau. The deficit decreased from \$78.9 billion in July (revised) to \$70.4 billion in August, as exports increased and imports decreased. The goods deficit decreased \$8.4 billion in August to \$94.9 billion. The services surplus increased \$0.1 billion in August to \$24.4 billion.

International Services: Services Supplied Through Affiliates, 2022

For 2023, U.S. exports of services were \$1,026.6 billion, and U.S. imports of services were \$748.2 billion. For 2022—the latest year for which statistics are available—services supplied to foreign persons through foreign affiliates of U.S. multinational enterprises (MNEs) were \$2,114.1 billion, and services supplied to U.S. persons through U.S. affiliates of foreign MNEs were \$1,517.8 billion. Affiliates supplied most of the services provided to foreign persons by the United States and to U.S. persons by foreign markets in 2022.



**A hidden statistic is a useless statistic:
Diverse communications channels maximize reach**

Spotlight: State Data Centers



The U.S. Census Bureau's
Premier Local Partner



Empowers local data users with understandable, accurate, and timely information



Capacity Building


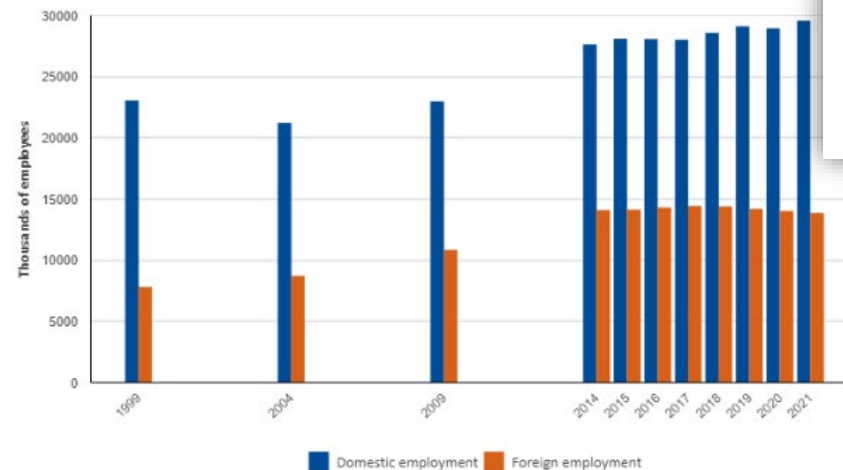
Spotlight: Measures of Economic Well-Being and Growth

U.S. Multinational Companies' Employment in U.S. and Foreign Subsidiaries



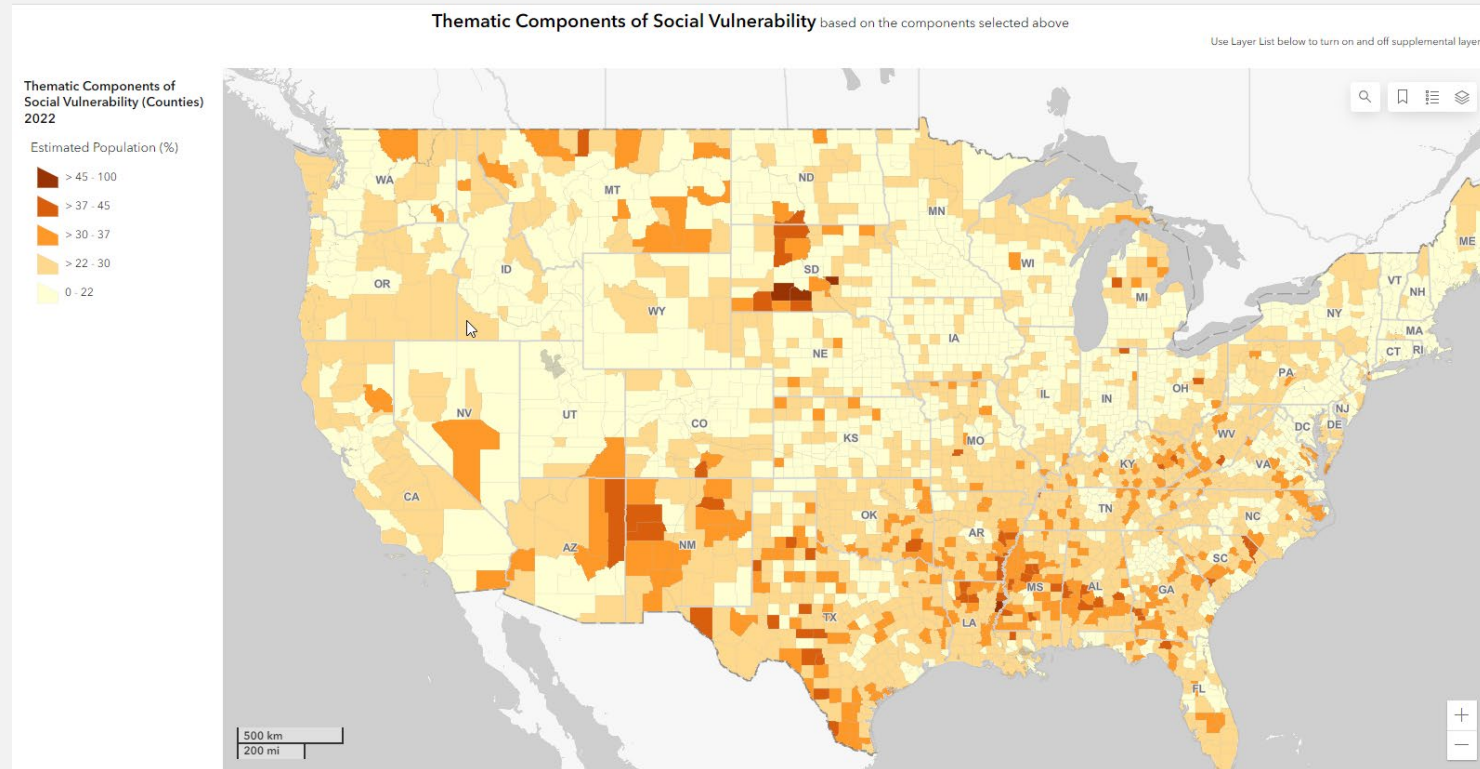
The movement of U.S. jobs abroad by U.S. companies often is seen as a threat to the long-term growth of the U.S. economy and its ability to produce high-paying domestic jobs. A look at the data shows that most of U.S. multinational companies' employment remains in the United States. For example, in 2021, about 68 percent of U.S. multinationals' employment was in the United States.

The share of foreign employment has risen as large and emerging economies like India and China have expanded their share of world income. However, most employment remains in



**Open-source tools offer far-reaching benefits:
Efficiency, flexibility, transparency, collaboration, and more!**

Spotlight: Community Resilience Estimates



Uses multiple data sources to create efficiency, flexible, and transparent tools

Spotlight: Census Bureau Center of Excellence



Evidence-building measurements to inform decisions



Provides services and expertise to support evidence building across the federal government

Spotlight: The Path to a National Secure Data Service



A shared service to fill gaps across the data and evidence ecosystem

The Power of the 3 Cs

Coordination

Communication

Capacity Building

Unleashing the Promise of Evidence-Based Decision-Making: The Power of the “3 Cs”

